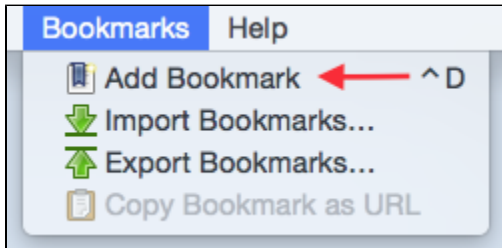


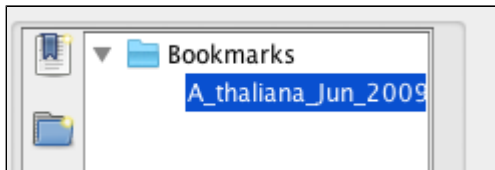
# Bookmarks

## General Function Checklist

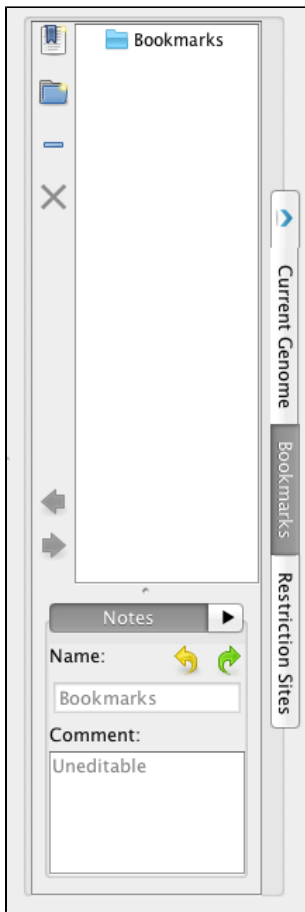
- ☒ Mac: Bookmarks can be created using the **Bookmarks** menu.
  - ☒ Windows: Bookmarks can be created using the **Bookmarks** menu.
  - ☐ Linux: Bookmarks can be created using the **Bookmarks** menu.
- Select **Add Bookmark** from the **Bookmarks** menu at the top of IGB.



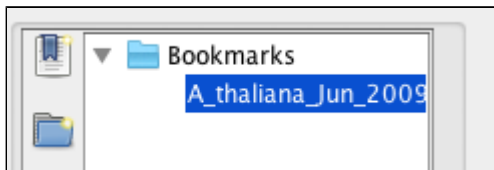
- ☒ Mac: A new bookmark has been created and clicking the bookmark navigates to your saved location.
- ☒ Windows: A new bookmark has been created and clicking the bookmark navigates to your saved location.
- ☐ Linux: A new bookmark has been created and clicking the bookmark navigates to your saved location.



- ☒ Mac: Bookmarks can be created using the **Bookmarks** tab.
  - ☒ Windows: Bookmarks can be created using the **Bookmarks** tab.
  - ☐ Linux: Bookmarks can be created using the **Bookmarks** tab.
- Select **Add Bookmark** from the **Bookmarks** tab.



- ☒ Mac: A new bookmark has been created and clicking the bookmark navigates to your saved location.
- ☒ Windows: A new bookmark has been created and clicking the bookmark navigates to your saved location.
- ☐ Linux: A new bookmark has been created and clicking the bookmark navigates to your saved location.



- ☒ Mac: Bookmarks can save position only.
- ☒ Windows: Bookmarks can save position only.
- ☐ Linux: Bookmarks can save position only.

- Create a bookmark and save **Position Only** from the New Bookmark Window.

**Enter Bookmark Information...**

☐ Use Default Name

Name:  
ARR15

Comment:  
Type-A response regulator; negative regulator of cytokinin signaling. RNA-Seq suggests it is up-regulated by cold.

☒ Position Only  
☐ Position and Data

Cancel OK

- ☒ Mac: Your saved bookmark navigates to your bookmarked position when clicked.
- ☒ Windows: Your saved bookmark navigates to your bookmarked position when clicked.
- ☐ Linux: Your saved bookmark navigates to your bookmarked position when clicked.

- ☒ Mac: Bookmarks can save position and data.
  - ☒ Windows: Bookmarks can save position and data.
  - ☐ Linux: Bookmarks can save position and data.
- Create a bookmark and save Position and Data from the New Bookmarks Window

**Enter Bookmark Information...**

☒ Use Default Name

Name:  
A\_thaliana\_Jun\_2009, chr1 : 0 - 30,427,671

Comment:

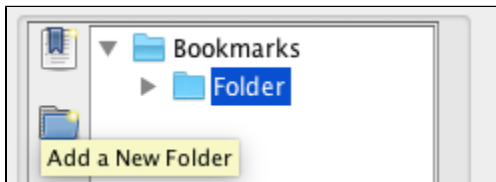
☐ Position Only  
☒ Position and Data

Cancel OK

- ☒ Mac: Your saved bookmark navigates to your bookmarked position containing your bookmarked position and all of your bookmarked data.
- ☒ Windows: Your saved bookmark navigates to your bookmarked position containing your bookmarked position and all of your bookmarked data.

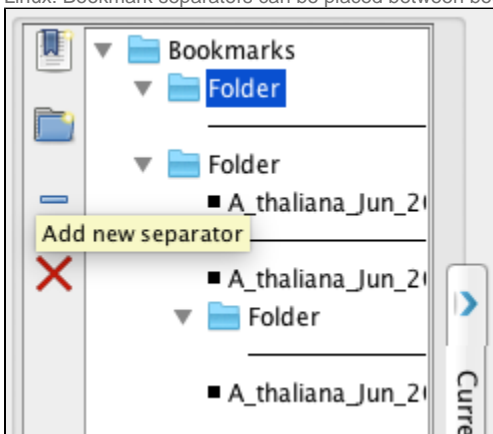
- ☐ Linux: Your saved bookmark navigates to your bookmarked position containing your bookmarked position and all of your bookmarked data.

- ☒ Mac: Bookmark folders can be created using the Bookmarks tab.
- ☒ Windows: Bookmark folders can be created using the Bookmarks tab.
- ☐ Linux: Bookmark folders can be created using the Bookmarks tab.
- ☒ Mac: Your bookmark folder appears in the **Bookmarks** tab.
- ☒ Windows: Your bookmark folder appears in the **Bookmarks** tab.
- ☐ Linux: Your bookmark folder appears in the **Bookmarks** tab.



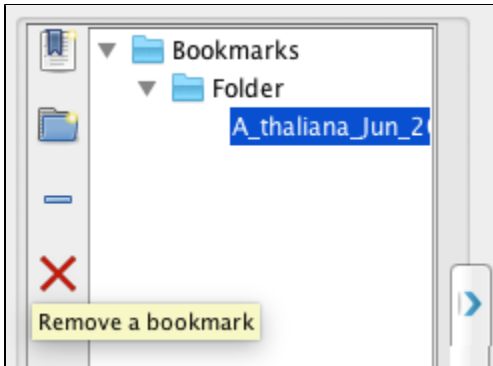
- ☒ Mac: Bookmarks can be placed into Bookmark folders.
- ☒ Windows: Bookmarks can be placed into Bookmark folders.
- ☐ Linux: Bookmarks can be placed into Bookmark folders.

- ☒ Mac: Bookmark separators can be placed between bookmarks and bookmark folders.
- ☒ Windows: Bookmark separators can be placed between bookmarks and bookmark folders.
- ☐ Linux: Bookmark separators can be placed between bookmarks and bookmark folders.



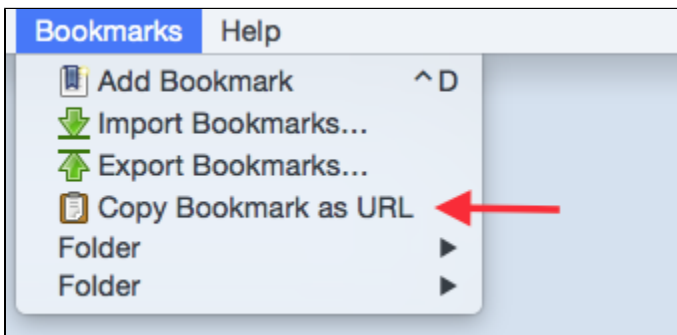
- ☒ Mac: Bookmarks, Bookmark folders, separators can be deleted using the **Remove a bookmark** button.
- ☒ Windows: Bookmarks, Bookmark folders, separators can be deleted using the **Remove a bookmark** button.

- ☐ Linux: Bookmarks, Bookmark folders, separators can be deleted using the **Remove a bookmark** button.



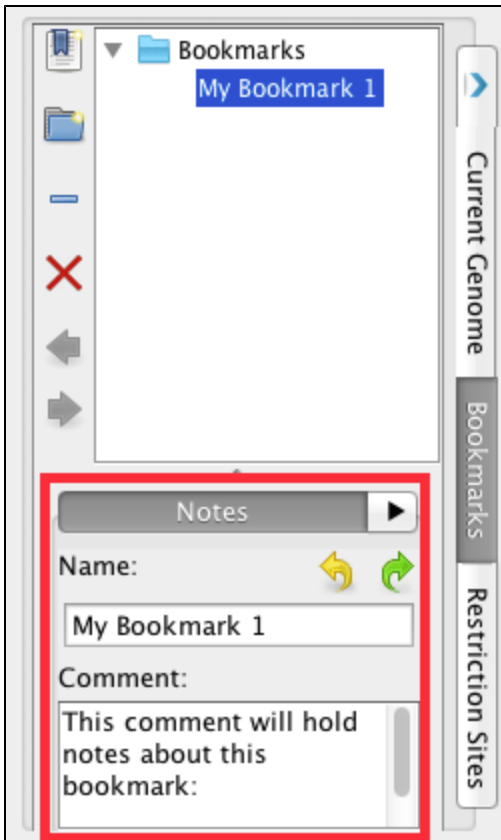
- ☒ Mac: Bookmarks that have been removed do not come back after restarting an IGB session.
- ☒ Windows: Bookmarks that have been removed do not come back after restarting an IGB session.
- ☐ Linux: Bookmarks that have been removed do not come back after restarting an IGB session.

- ☒ Mac: A bookmark's URL can be copied using **Copy Bookmark as URL** (found in the Bookmarks menu).
- ☒ Windows: A bookmark's URL can be copied using **Copy Bookmark as URL** (found in the Bookmarks menu).
- ☐ Linux: A bookmark's URL can be copied using **Copy Bookmark as URL** (found in the Bookmarks menu).



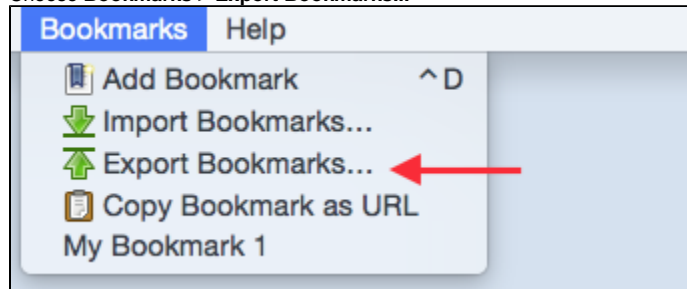
- ☒ Mac: The bookmark's URL can be pasted into a web browser and the web browser navigates to the bookmark in IGB.
- ☒ Windows: The bookmark's URL can be pasted into a web browser and the web browser navigates to the bookmark in IGB.
- ☐ Linux: The bookmark's URL can be pasted into a web browser and the web browser navigates to the bookmark in IGB.

- ☒ Mac: Bookmarks can be renamed and commented on.
- ☒ Windows: Bookmarks can be renamed and commented on.
- ☐ Linux: Bookmarks can be renamed and commented on.



- ☒ Mac: Bookmarks can be exported using **Export Bookmarks...** in the Bookmarks menu.
- ☒ Windows: Bookmarks can be exported using **Export Bookmarks...** in the Bookmarks menu.
- ☐ Linux: Bookmarks can be exported using **Export Bookmarks...** in the Bookmarks menu.
  - To save a copy of the bookmarks to a file

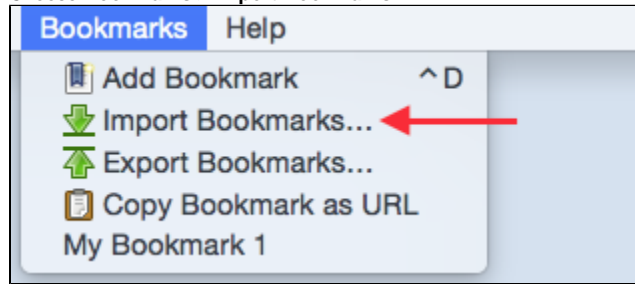
- Choose **Bookmarks > Export Bookmarks...**



- ☐ Mac: Bookmarks are saved as a single file in an HTML-based format.
- ☒ Windows: Bookmarks are saved as a single file in an HTML-based format.
- ☐ Linux: Bookmarks are saved as a single file in an HTML-based format.

- ☒ Mac: Bookmarks can be imported using **Import Bookmarks...** in the Bookmarks menu.
- ☒ Windows: Bookmarks can be imported using **Import Bookmarks...** in the Bookmarks menu.
- ☐ Linux: Bookmarks can be imported using **Import Bookmarks...** in the Bookmarks menu.
  - To import another user's bookmarks

- Choose **Bookmarks > Import Bookmarks...**



#### OTHER CHECKS:

- ☒ Mac: Bookmarks persist after restarting an IGB session.
- ☒ Windows: Bookmarks persist after restarting an IGB session.
- ☐ Linux: Bookmarks persist after restarting an IGB session.
  
- ☒ Mac: Bookmarks persist after resetting IGB preferences to default through the **Other Options** tab in **Preferences**.
- ☒ Windows: Bookmarks persist after resetting IGB preferences to default through the **Other Options** tab in **Preferences**.
- ☐ Linux: Bookmarks persist after resetting IGB preferences to default through the **Other Options** tab in **Preferences**.
  
- ☒ Mac: All Bookmarks created during this checklist navigate to the proper location in IGB.
- ☒ Windows: All Bookmarks created during this checklist navigate to the proper location in IGB.
- ☐ Linux: All Bookmarks created during this checklist navigate to the proper location in IGB.

#### Post-release testing

- ☐ Mac: Bookmarks are preserved when updating to a new version of IGB.
- ☐ Windows: Bookmarks are preserved when updating to a new version of IGB.
- ☐ Linux: Bookmarks are preserved when updating to a new version of IGB.